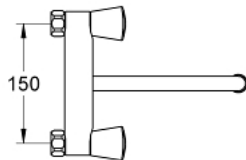
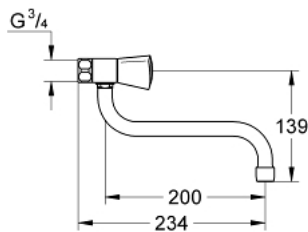


31 195 001 COSTA S WALL SINK MIXER 1/2"

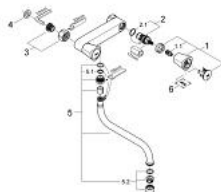


PRODUCT DESCRIPTION

- Colour: chrome
- wall mounted
- metal handles
- heat-insulated
- screwable
- GROHE Long-Life finish
- Carbodur headpart
- mousseur
- swivelling spout
- selectable swivel area : 0° / 150° / 360°
- projection 203 mm
- without connection unions
- maximum flow rate (at 3 bar): 13 l/min



31 195 001 COSTA S WALL SINK MIXER 1/2"



SPARE PARTS, มิถุนายน 2007 – now

- 1: Handle (Order-nr. 45995000)
 - 1.1: Repl. kit f.handle fastening (Order-nr. 0538600M)
 - 2: Ceramic headpart, 1/2" (Order-nr. 45346000)
 - 2.1: O-ring $\phi 18.2 \times \phi 1.7$ (Order-nr. 0392400M)
 - 3: Screw joint (Order-nr. 45044000)
 - 4: Ball seal dia. 9x6.8 mm (Order-nr. 0138600M)
 - 5: Swivel tube spout (Order-nr. 13051000)
 - 5.1: O-ring dia. 12x2 mm (Order-nr. 0128000M)
 - 5.2: Mousseur (Order-nr. 13928000)
 - 6: Screw for Costa/Avina products (Order-nr. 48013000)*
- * Optional accessories